

# Technical Specification Fiber Optic Splice Closure

## HTSC-322

Customer Approval			
	Name	Signature	Date
Approved by			

# Contents

1. General	2
1.1 Description	2
1.2 Standards Comply	2
1.3 Applications Environment	2
2. Characteristics	3
3. Specifications	3
4. Product Picture	4
5. Configuration	4
5.1 Optical splice trays	4
5.2 Sealing rubber ring specifications of straight-through cable ports	4
5.3 Sealing rubber ring specifications of branch cable ports	5
5.4 Standard Accessories	6
5.5 Optional Accessories	7
6. Package	8

## 1. General

### 1.1 Description

Fiber optic splice closure is mainly applicable to the straight-through and branching of aerial cables, buried cables and duct cables, as well as the protection on cable joints.

Production type	Classification
HTSC-322	Fiber optic splice closure (dome type)



Appearance of HTSC-322

### 1.2 Standards Comply

ITU L.13	Performance requirements for passive optical nodes: Sealed closures for outdoor environments
----------	--

### 1.3 Applications Environment

Item	Value
Operation temperature	-40 °C ~ +65 °C
Installation temperature	-15 °C ~ +40 °C
Storage temperature	-45 °C ~ +75 °C

## 2. Characteristics

1. Dome mechanical sealing with advanced internal structure design.
2. Efficiently structure installation design save time when assembling.
3. Tool free to re-enter, easy for maintaining.
4. Slide-in-lock design splice tray, to make opening angle about 90°
5. With oval input port, pass through route with branch is compatible.
6. Innovative elastic seal fitting.
7. IP68 protection can be offered.
8. Suitable for bunchy and ribbon fibers.
9. Aerial, underground, wall-mounting, hand hole-mounting pole-mounting and duct-mounting are appropriate.

## 3. Specifications

Item	Specifications	Note
Material of housing	High-strength PP+GF	
Material of internal components	High-strength ABS	
Material of metal accessory	High-quality stainless steel	
External dimension(mm)	Φ293*690	
Color	Black	
Number of ports	1 large port, 6 round ports	
Fiber cable diameter of large port (mm)	Φ8~Φ22mm	
Fiber cable dimension of round port (mm)	Φ6~Φ20mm	
Sealing type	Mechanical	
IP grade	IP68	
Compatibility split ratio splitter	1:2, 1:4, 1:8	
Splicing capacity(Max) ( T030A )	10x72=720	Optional as request
Splicing capacity(Max) ( T030D )	10*54=540	


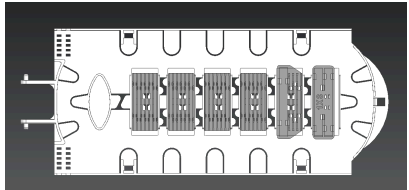
**4.Product Picture**



HTSC-322 product picture

**5. Configuration**







5.1 Optical splice trays

No	Model	Pic	Capacity	Note
1	T030A		72F(2 layer)	
2	T030D		54F(2 layer ) +3 PLC splitters	




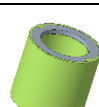
5.2 Sealing rubber ring specifications of straight-through cable ports




No.	Reference picture	Specifications	Remark

## HTSC-322 Technical Specification







1		Φ8~10mm	<p><b>Note:</b></p> <ol style="list-style-type: none"> <li>1. Choose the appropriate size and quantity of sealing rubber ring according to the requirements, otherwise it will be provided according to the default configuration;</li> <li>2. If one type is selected, it is pre-installed in the oval hole; if multiple types are selected, the larger size is pre-installed by default, and other types are packaged as accessories.</li> </ol>
2		φ10~13.5mm	
3		Φ13.5~16mm	
4		Φ16~18mm <b>(Default, 1PC)</b>	
5		Φ18~20mm	
6		Φ20~22mm	







## 5.3 Sealing rubber ring specifications of branch cable ports

No.	Reference picture	Specifications	Remark
1		φ6-9mm	<p><b>Note:</b></p> <ol style="list-style-type: none"> <li>1. Choose the appropriate size and quantity of sealing rubber ring according to the requirements, otherwise it will be provided according to the default configuration;</li> <li>2. All branch hole sealing rubber rings are packaged as accessories by default.</li> </ol>
2		Φ9-12mm	
3		Φ12-15mm	
4		φ15-18mm <b>(Default, 6 PCS)</b>	




5		$\phi 18-20\text{mm}$	
6		16holes, 2*3mm	
7		4holes, 5*8mm	

## 5.4 Standard Accessories

No.	Name	Reference picture	Quantity	Note
1	Heat-shrinkable protection sleeve		1 bag	L=45mm(T030A)
2	Nylon cable tie		16 pcs	L=120mm
3	Sealing tape		1 rolls	Black
4	Installation tape		1 roll	black
5	Buffer tube for bunchy fiber		n pcs	Each piece: OD=4.5mm, L=50cm QTY: n=trays number
6	Special wrench		1set	

7	Special wrench		1set	
8	gasket		6pcs	
9	Fiber optic cable plug		8pcs	
10	Sealing kit for branch cable		6sets	
11	Installation manual		1pc	English
12	Desiccant		1 bag	5g/bag

5.5 Optional Accessories

No.	Name	Model	Reference picture	Quantity	Note
1	Pressure testing valve			1pc	
2	Earthing deriving device			1pc	
3	Pole-mounting kit	BZ25		1 set	



4	Aerial-mounting kit	JK05		1 set	
5	Wall-mounting kit	GB19		1 set	

## 6. Package

Standard                      Double corrugated carton, 720\*330\*670 mm, 2 in carton, about 18Kg