

Technical Specification Fiber Optic Splice Closure

HTTC-01

Customer Approval			
	Name	Signature	Date
Approved by			

Contents

1. General	2
1.1 Description	2
1.2 Standards Comply	2
1.3 Applications Environment	2
2. Characteristics	3
3. Specifications	3
4. Product Picture	4
5. Configuration	4
5.1 Optical splice trays	4
5.2 Standard Accessories	5
5.3 Optional Accessories	6
6. Package	6

1. General

1.1 Description

Fiber optic splice closure is mainly applicable to the straight-through and branching of aerial cables, buried cables and duct cables, as well as the protection on cable joints.

Production type	Classification
HTTC-01	Fiber optic splice closure



Appearance of HTTC-01

1.2 Standards Comply

ITU L.13	Performance requirements for passive optical nodes: Sealed closures for outdoor environments
----------	--

1.3 Applications Environment

Item	Value
Operation temperature	-40 °C ~ +65 °C
Installation temperature	-15 °C ~ +40 °C
Storage temperature	-45 °C ~ +75 °C

2. Characteristics

Installation and reentry with a minimum of tools

Easy to be opened or closed

Re-enterable and reusable

All hardware are captivated

Capable for loading 1:2, 1:4, 1:8 PLC splitter

Tap Input, Tap Through (Output) and Drops connected are included

Closure can be flash tested

Protection class: IP68 (in water with height 5 meters for 7 days)

RoHS compliance


3. Specifications

Item	Specifications	Note
Material of housing	High-strength PP+GF	
Material of internal components	High-strength ABS	
Material of metal accessory	High-quality stainless steel	
External dimension(mm)	305mm x 170mm x 126mm	
Color	Black	
Number of ports	4	
Cable ports/Max.diameter of cable(mm)	4 main cable ports: 2 ports for cable max diameter 16mm. 2 ports for cable max diameter 13mm. 8 drop cable ports.	
Sealing type	Mechanical	
IP grade	IP67	
Splicing capacity(Max)	36	Optional as request







4.Product Picture




HTTC-01 product picture

5. Configuration**5.1 Optical splice trays**





No	Model	Pic	Capacity	Note
1	T061A		24F(2 layer)	

5.2 Standard Accessories

No.	Name	Reference picture	Quantity	Remark
1	Heat-shrinkable protection sleeve		1 bag	L=45mm (T061A)
2	Nylon cable tie		12 pcs	L=120mm
3	Sealing tape		1 rolls	Black
4	Installation tape		1 roll	black
5	Buffer tube for bunchy fiber		2 pcs	L=50cm
6	Special wrench		1set	

7	Wound pipe		1 roll	L=30cm
8	Installation manual		1pc	English
9	Protective cover		8 pcs	

5.3 Optional Accessories

No.	Name	Model	Reference picture	Quantity	Remark
1	Earthing deriving device			1pc	
2	Pole-mounting kit	BZ11		1 set	
3	Aerial-mounting kit	JK02		1 set	
4	Wall-mounting kit			1 set	

6. Package

Standard

Double corrugated carton, 71*33*41.5 CM, 10 in carton, about 16.4Kg