

Technical Specification
Fiber Optic Cable Distribution Box

HTTPB-DG03

Customer Approval			
	Name	Signature	Date
Approved by			

Contents

1. General	2
1.1 Description	2
1.2 Standards Comply	2
1.3 Applications Environment	2
2. Characteristics	3
3. Specifications	3
3.1 Mechanical specifications	3
3.2 Optical specifications	4
4. Configuration	5
4.1 Optical splice trays	5
4.2 Accessory section	6
4.3 Optional Accessories	6
5. Product Picture	7
6. Package	7

1. General

1.1 Description

Termination box HTTB-DG03 is designed for FTTx application, which is suitable for jointing optical cables and pigtails, protects fiber optic splices and helps to distribute drop cables.

Production type	Classification
HTTB-DG03	Fiber optic cable distribution box



Appearance of HTTB-DG03

1.2 Standards Comply

The product is designed, manufactured and tested according to the standards as follows:

ITU-T L.13	Performance requirements for passive optical nodes: Sealed closures for outdoor environments
------------	--

1.3 Applications Environment

Item	Value
Operation temperature	-40 °C ~ +65 °C
Installation temperature	-15 °C ~ +40 °C
Storage temperature	-45 °C ~ +75 °C


2. Characteristics

- Compact design (450 x 150 x 180 mm)
- Free breathing box for indoor use
- In-line and butt configuration possible for main cable
- Wrap around cable seals for main cable and drops
- Not required to cut loop-through fibers from riser cable
- Compatible with mechanical splice, and heat shrink protective sleeves
- LSZH material
- Transient free customer provisioning
- Drop cables are terminated individually
- Separate storage of un-connected fibers from spliced drop fibers
- Possibility to integrate PON splitters
- Main cable up to 16 mm diameter
- Easy drop cable termination on strain relief device

3. Specifications

3.1 Mechanical specifications

Item	Specifications	Note
Material of housing	High-strength PC+ABS	
Material of internal components	High-strength ABS	
Material of metal accessory	High-quality stainless steel	
External dimension(mm)	450*150*180	
Color	Gray, black, white	
Number of distribution cable ports	4	
Number of drop cable ports	2	
2 Main Cable Ports	for cables with max diameter 16mm	
Fiber cable dimension of drop port(mm)	2*3MM	
Capacity(Max)	144 Splices	
Max quantity splitter	1x8, 1x16 · 1x32PLC splitter	
simplex adaptors	48	






3.2 Optical specifications



Item	Test Method	Specification	Note
Insertion loss(dB)	IEC61300-3-4-Method B	Mean≤0.1dB · Maximum≤0.3dB	
Return loss(dB)	IEC61300-3-6-Method 1	APC≥60dB · UPC≥50dB	
Random connection	IEC61300-3-4	Mean≤0.15dB · Maximum≤0.3dB	
Splitter		Refer to insert type splitter technical specification	
Repeatability	IEC 61300-2-2 500 cycles	During the test the difference between the initial measurement and each of the measurements after one cycle must be less than 0.20 dB, and should be cleaned otherwise, with a limit of 25 cleanings	




4. Configuration

4.1 Optical splice trays

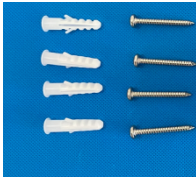
No	Model	Pic	Capacity	Note
1	T059A		24F(2 layer)	
2	T059B		12F(2 layers)+ 2 PLC splitters	
3	T059C		12F(2 layers)+ 1 PLC splitters	

4.2 Accessory section


No.	Name	Reference picture	Quantity	Remark
1	Heat-shrinkable protection sleeve	 	1 bag	L=45mm
2	Nylon cable tie		16 pcs	L=120mm

3	Buffer tube for bunchy fiber		1 roll	OD=4.5mm, L=50 cm
4	Sponge article		1pc	
5	Installation manual		1pc	English

4.3 Optional Accessories

No.	Name	Model	Reference picture	Quantity	Remark
1	Wall-mounting kit			1 set	

5. Product Picture



HTTB-DG03 product picture

6. Package

Standard

Double corrugated carton, 510*610*350 mm, 6 in carton, about 16 Kg.