

Technical Specification Fiber Optic Splice Closure

HTSC-116

Customer Approval			
	Name	Signature	Date
Approved by			


Contents

1. General	2
1.1 Description	2
1.2 Standards Comply	2
1.3 Applications Environment	2
2. Characteristics	3
3. Specifications	3
4. Product Picture	4
5. Configuration	4
5.1 Optical splice trays	4
5.2 Standard Accessories	5
5.3 Optional Accessories	5
6. Package	6

1. General**1.1 Description**

Fiber optic splice closure is mainly applicable to the straight-through and branching of aerial cables, buried cables and duct cables, as well as the protection on cable joints.

Production type	Classification
HTSC-116	Fiber optic splice closure



Appearance of HTSC-116

1.2 Standards Comply

The product is designed, manufactured and tested according to the standards as follows:

ITU-T L.13	Performance requirements for passive optical nodes: Sealed closures for outdoor environments
------------	--

1.3 Applications Environment

Item	Value
Operation temperature	-40 °C ~ +65 °C
Installation temperature	-15 °C ~ +40 °C
Storage temperature	-45 °C ~ +75 °C

2. Characteristics

May be used for cut, uncut and taut sheath applications.

May be used for all fiber optic cable.

Sheath retention & central strength member fasten system included.

Ribbed closure construction and lightweight plastic provides strength and resistance to chemical and U.V attack

Installation and reentry with a minimum of tools

Re-enterable and reusable

All hardware are included


Protection class: IP68

ROHS compliance

3. Specifications

Item	Specifications	Note
Material of housing	High-strength PP+GF	
Material of internal components	High-strength ABS	
Material of metal accessory	High-quality stainless steel	
External dimension(mm)	493mm x 238mm x 140mm	
Color	Black	
Number of ports	6	
Cable ports/Max.diameter of cable(mm)	6 ports: 2 ports for 1 cable with max 23mm, 2 ports for 1 cable with max 20mm, 2 ports for 1 cable with max 16mm	
Sealing type	Mechanical	
IP grade	IP68	
Splicing capacity(Max) (T009A)	6x24=144F	Optional as request


4. Product Picture










HTSC-116 product picture

5. Configuration


5.1 Optical splice trays




No	Model	Pic	Capacity	Note
1	T009A		24F(2 layer)	

5.2 Standard Accessories

No.	Name	Reference picture	Quantity	Remark
1	Heat-shrinkable protection sleeve		1 bag	L=45mm (T009A)
2	Nylon cable tie		16 pcs	L=120mm
3	Sealing tape		1 rolls	Black
4	Installation tape		1 roll	black
5	Buffer tube for bunchy fiber		n pcs	Each piece: OD=4.5mm, L=50cm QTY: n=trays number
6	Special wrench		1set	
7	Installation manual		1pc	English

5.3 Optional Accessories

No.	Name	Model	Reference picture	Quantity	Remark
1	Pressure testing valve			1pc	

2	Earthing deriving device			1pc	
3	Aerial-mounting kit	JK02		1 set	
4	Wall-mounting kit			1 set	

6. Package

Standard

Double corrugated carton,55*53*34 CM, 4 in carton, about 14Kg.