

# Technical Specification Fiber Optic Splice Closure

## HTTC-06

<b>Customer Approval</b>			
	<b>Name</b>	<b>Signature</b>	<b>Date</b>
<b>Approved by</b>			

# Contents

1. General	2
1.1 Description	2
1.2 Standards Comply	2
1.3 Applications Environment	2
2. Characteristics	3
3. Specifications	3
4. Product Picture	4
5. Configuration	4
5.1 Optical splice trays	4
5.2 Standard Accessories	5
5.3 Optional Accessories	6
6. Package	6

## 1. General

### 1.1 Description

Fiber optic splice closure is mainly applicable to the straight-through and branching of aerial cables, buried cables and duct cables, as well as the protection on cable joints.

Production type	Classification
HTTC-06	Fiber optic splice closure



Appearance of HTTC-06

### 1.2 Standards Comply

ITU L.13	Performance requirements for passive optical nodes: Sealed closures for outdoor environments
----------	--

### 1.3 Applications Environment

Item	Value
Operation temperature	-40 °C ~ +65 °C
Installation temperature	-15 °C ~ +40 °C
Storage temperature	-45 °C ~ +75 °C

## 2. Characteristics

Installation and reentry with a minimum of tools

Easy to be opened or closed

Re-enterable and reusable

All hardware are captivated

Capable for loading 1:2, 1:4, 1:8, 1:16 PLC splitter

Tap Input, Tap Through (Output) and Drops connected are included

Closure can be flash tested

RoHS compliance

### 3. Specifications


Item	Specifications	Note
Material of housing	High-strength PP+GF	
Material of internal components	High-strength ABS	
Material of metal accessory	High-quality stainless steel	
External dimension(mm)	347mm x 156mm x 107mm	
Color	Black	
Number of ports	8	
Cable ports/Max.diameter of cable(mm)	4 ports for cable max diameter 16mm. 4 ports for cable max diameter 13mm.	
Sealing type	Mechanical	
IP grade	IP67	
Splicing capacity(Max)	36F	Optional as request

### 4.Product Picture












HTTC-06 product picture

**5. Configuration****5.1 Optical splice trays**





No	Model	Pic	Capacity	Note
1	T088A		24F(2 layer)	

**5.2 Standard Accessories**

No.	Name	Reference picture	Quantity	Remark
1	Heat-shrinkable protection sleeve		1 bag	L=45mm ( T088A )
2	Nylon cable tie		16 pcs	L=120mm
3	Sealing tape		1 rolls	Black
4	Installation tape		1 roll	black
5	Buffer tube for bunchy fiber		n pcs	Each piece: OD=4.5mm, L=50cm QTY: n=trays number

6	Special wrench		1set	
7	Installation manual		1pc	English
8	Wound pipe		1 roll	L=30cm
9	Protective cover		16 pcs	

## 5.3 Optional Accessories

No.	Name	Model	Reference picture	Quantity	Remark
1	Earthing deriving device			1pc	
2	Pole-mounting kit	BZ11		1 set	
3	Aerial-mounting kit	JK02		1 set	
4	Wall-mounting kit			1 set	