

Technical Specification
Fiber Optic Splice Closure
HTSC-333-34SC

Customer Approval			
	Name	Signature	Date
Approved by			

Contents

1. General	2
1.1 Description	2
1.2 Standards Comply	2
1.3 Applications Environment	2
2. Characteristics	3
3. Specifications	3
4. Product Picture	4
5. Configuration	4
5.1 Optical splice trays	4
5.2 Sealing rubber ring specifications of straight-through cable ports	5
5.3 Sealing rubber ring specifications of branch cable ports	6
5.4 Standard Accessories	7
5.5 Optional Accessories	8
6. Package	8

1. General

1.1 Description

Fiber optic splice closure is mainly applicable to the straight-through and branching of aerial cables, buried cables and duct cables, as well as the protection on cable joints.

Production type	Classification
HTSC-333-34SC	Fiber optic splice closure (dome type)



Appearance of HTSC-333-34SC

1.2 Standards Comply

ITU L.13	Performance requirements for passive optical nodes: Sealed closures for outdoor environments
----------	--

1.3 Applications Environment

Item	Value
Operation temperature	-40 °C ~ +65 °C
Installation temperature	-15 °C ~ +40 °C
Storage temperature	-45 °C ~ +75 °C



2. Characteristics


1. Dome mechanical sealing with advanced internal structure design.
2. Efficiently structure installation design save time when assembling.
3. Tool free to re-enter, easy for maintaining.
4. Slide-in-lock design splice tray, to make opening angle about 90°
5. With oval input port, the route with branch is compatible.
6. Innovative elastic seal fitting.
7. IP68 protection can be offered.
8. Aerial, underground, wall-mounting, hand hole-mounting, pole-mounting and duct-mounting are appropriate.

3. Specifications

Item	Specifications	Note
Material of housing	High-strength PP+GF	
Material of internal components	High-strength ABS	
Material of metal accessory	High-quality stainless steel	
External dimension(mm)	Φ293*414	
Color	Black	
Number of ports	1 large port 6 round ports	
Fiber cable diameter of large port (mm)	Φ8~Φ22mm	
Fiber cable dimension of round port (mm)	Φ6~Φ20mm	
Sealing type	Mechanical	
IP grade	IP68	
simplex adaptors	34	
Splicing capacity(Max)	6x24=144F	Optional as request

4. Product Picture










HTSC-333-34SC product picture




5. Configuration




5.1 Optical splice trays

No	Model	Pic	Capacity	Note
1	T059A		24F(2 layer)	
2	T059B		12F(2 layers)+ 2 PLC splitters	





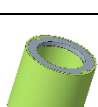


3	T059C		12F(2 layers)+ 1 PLC splitters	
4	T108A		24F(1 layer)	
5	T108B		12F(1 layers)+ 2 PLC splitters	

5.2 Sealing rubber ring specifications of straight-through cable ports











No.	Reference picture	Specifications	Remark
1		$\Phi 8 \sim 10 \text{mm}$	Note: 1. Choose the appropriate size and quantity of sealing rubber ring according to the requirements, otherwise it will be provided according to the default configuration; 2. If one type is selected, it is pre-installed in the oval hole; if multiple types are selected, the larger size is pre-installed by default, and other types are packaged as accessories.
2		$\phi 10 \sim 13.5 \text{mm}$	
3		$\Phi 13.5 \sim 16 \text{mm}$	

4		Φ16~18mm (Default, 1PC)	
5		Φ18~20mm	
6		Φ20~22mm	

5.3 Sealing rubber ring specifications of branch cable ports






No.	Reference picture	Specifications	Remark
1		φ6-9mm	<p>Note:</p> <ol style="list-style-type: none"> 1. Choose the appropriate size and quantity of sealing rubber ring according to the requirements, otherwise it will be provided according to the default configuration; 2. All branch hole sealing rubber rings are packaged as accessories by default.
2		Φ9-12mm	
3		Φ12-15mm	
4		φ15-18mm (Default, 6 PCS)	
5		φ18-20mm	
6		16holes, 2*3mm	
7		4holes, 5*8mm	

5.4 Standard Accessories

No.	Name	Reference picture	Quantity	Note
1	Heat-shrinkable protection sleeve		1 bag	L=45mm (T059A) L=40mm (T108A)
2	Nylon cable tie		16 pcs	L=120mm
3	Sealing tape		1 rolls	Black
4	Installation tape		1 roll	black
5	Buffer tube for bunchy fiber		n pcs	Each piece: OD=4.5mm, L=50cm QTY: n=trays number
6	Special wrench		1set	
7	Special wrench		1set	
8	gasket		6pcs	
9	Fiber optic cable plug		6pcs	
10	Sealing kit for branch cable		6sets	

11	Fiber optic cable plug		2pcs	
12	Installation manual		1pc	English
13	Desiccant		1 bag	5g/bag

5.5 Optional Accessories

No.	Name	Model	Reference picture	Quantity	Note
1	Pressure testing valve			1pc	
2	Earthing deriving device			1pc	
3	Pole-mounting kit	BZ25		1 set	
4	Aerial-mounting kit	JK02		1 set	
5	Wall-mounting kit	GB19		1 set	

6. Package

Standard Double corrugated carton, 620*330*430 mm, 2 in carton, about 10 Kg.