

Technical Specification Fiber Optic Splice Closure

HTSC-148B

| Customer Approval | | | |
|-------------------|------|-----------|------|
| | Name | Signature | Date |
| Approved by | | | |

Contents

| | |
|------------------------------|---|
| 1. General | 2 |
| 1.1 Description | 2 |
| 1.2 Standards Comply | 2 |
| 1.3 Applications Environment | 2 |
| 2. Characteristics | 3 |
| 3. Specifications | 3 |
| 4. Product Picture | 4 |
| 5. Configuration | 4 |
| 5.1 Optical splice trays | 4 |
| 5.2 Standard Accessories | 4 |
| 5.3 Optional Accessories | 6 |
| 6. Package | 6 |

1. General

1.1 Description

Fiber optic splice closure is mainly applicable to the straight-through and branching of aerial cables, buried cables and duct cables, as well as the protection on cable joints.

| Production type | Classification |
|-----------------|----------------------------|
| HTSC-148B | Fiber optic splice closure |



Appearance of HTSC-148B

1.2 Standards Comply

The product is designed, manufactured and tested according to the standards as follows:

| | |
|------------|--|
| ITU-T L.13 | Performance requirements for passive optical nodes: Sealed closures for outdoor environments |
|------------|--|

1.3 Applications Environment

| Item | Value |
|--------------------------|-----------------|
| Operation temperature | -40 °C ~ +65 °C |
| Installation temperature | -15 °C ~ +40 °C |
| Storage temperature | -45 °C ~ +75 °C |

2. Characteristics

May be used for cut, uncut and taut sheath applications.

May be used for all fiber optic cable.

Sheath retention & central strength member fasten system included.

Ribbed closure construction and lightweight plastic provides strength and resistance to chemical and U.V attack

Installation and reentry with a minimum of tools

Re-enterable and reusable


All hardware are included

RoHS compliance

3. Specifications

| Item | Specifications | Note |
|---------------------------------------|---|---------------------|
| Material of housing | High-strength PP+GF | |
| Material of internal components | High-strength ABS | |
| Material of metal accessory | High-quality stainless steel | |
| External dimension(mm) | 378mm x 224mm x139mm | |
| Color | Black | |
| Number of ports | 4 | |
| Cable ports/Max.diameter of cable(mm) | 4 main cable ports: 1 oval port for 1 looped cable with max dia. 17.5 mm 2 round ports for 1 cable with max 17.5mm. 16 drop cable ports: for 1 cable with diameter 3mm or 3x2mm. | |
| Sealing type | Mechanical | |
| Splicing capacity(Max) | 1*24=24F | Optional as request |


4. Product Picture



HTSC-148B product picture

5. Configuration

5.1 Optical splice trays






| No | Model | Pic | Capacity | Note |
|----|-------|---|--------------|------|
| 1 | T075A |  | 24F(2 layer) | |

5.2 Standard Accessories

| No. | Name | Reference picture | Quantity | Remark |
|-----|-----------------------------------|---|----------|--|
| 1 | Heat-shrinkable protection sleeve |  | 1 bag | L=45mm(T075A) |
| 2 | Nylon cable tie |  | 12 pcs | L=120mm |
| 3 | Installation tape |  | 1 roll | black |
| 4 | Buffer tube for bunchy fiber |  | n pcs | Each piece: OD=4.5mm, L=50cm QTY: n=trays number |
| 5 | Hose hoops |  | 4pcs | |
| 6 | Sealing tape | | 1 rolls | Black |
| 7 | Special wrench |  | 1set | |
| 8 | Special wrench |  | 1set | |
| 9 | Installation manual |  | 1pc | English |
| 10 | gasket |  | 2pcs | |
| 11 | Fiber optic cable plug |  | 2pcs | |

| | | | | |
|----|------------------------------|---|-------|--|
| 12 | Fiber optic cable plug |  | 2pcs | |
| 13 | Sealing kit for branch cable |  | 2sets | |
| 14 | Special wrench |  | 1set | |
| 15 | Special wrench |  | 1set | |

5.3 Optional Accessories

| No. | Name | Model | Reference picture | Quantity | Remark |
|-----|--------------------------|-------|--|----------|--------|
| 1 | Earthing deriving device | |  | 1pc | |
| 2 | Pressure testing valve | |  | 1pc | |
| 3 | Pole-mounting kit | BZ13 |  | 1 set | |
| 4 | Aerial-mounting kit | JK02 |  | 1 set | |
| 5 | Wall-mounting kit | |  | 1 set | |

6. Package

Standard Double corrugated carton,55*53*34 CM, 4 in carton, about 12Kg