

Technical Specification

Fiber Optic Cable Distribution Box

HTTPB-S24

Customer Approval			
	Name	Signature	Date
Approved by			

Contents

1. General	2
1.1 Description	2
1.2 Standards Comply	2
1.3 Applications Environment	2
2. Characteristics	3
3. Specifications	4
3.1 Mechanical specifications	4
3.2 Optical specifications	4
4. Configuration	5
4.1 Optical splice trays	5
4.2 Accessory section	6
4.3 Optional Accessories	7
5. Product Picture	7
6. Package	7

1. General

1.1 Description

The equipment is used as a termination point for the feeder cable to connect with drop cable in FTTx communication network system. The fiber splicing, splitting, distribution can be done in this box, and meanwhile it provides solid protection and management for the FTTx network building.

Production type	Classification
HTTB-S24	Fiber optic cable distribution box



Appearance of HTTB-S24

1.2 Standards Comply

The product is designed, manufactured and tested according to the standards as follows:

ITU-T L.13	Performance requirements for passive optical nodes: Sealed closures for outdoor environments
------------	--

1.3 Applications Environment


Item	Value
Operation temperature	-40 °C ~ +65 °C
Installation temperature	-15 °C ~ +40 °C
Storage temperature	-45 °C ~ +75 °C

2. Characteristics

Outdoor use
 Designed for Wall and Pole mount applications
 Safety lock
 Available for SC adapters (up to 24pcs of SC SX or LC DX adaptor)
 IP 65
 Accepts loose tube, distribution cables
 Bend radius protection
 Rugged and durable construction for long term reliability (UV resistance)
 Resistance to vibration and shock
 Door with secure mechanism
 Can accommodate 1 x 8, 1 x 16 PLC Splitter
 Up to 24 drop cables
 Design for small and medium volumes of fiber optic cables
 Whole front operation
 Convenient for expansion of capacity
 Reusable
 Sheath retention & central strength member termination system included
 ROHS compliance

3. Specifications**3.1 Mechanical specifications**

Item	Specifications	Note
Material of housing	High-strength PC+ABS	
Material of internal components	High-strength ABS	
Material of metal accessory	High-quality stainless steel	
External dimension(mm)	327*262*86	
Color	Gray, black, white	
Number of distribution cable ports	3	
Number of drop cable ports	24	
3 Main Cable Ports	3 ports for cable with max dia 12mm	
Fiber cable dimension of drop port(mm)	2x3	
Capacity(Max)	72 Splices	
Max quantity splitter	1x8, 1x16, PLC splitter	
simplex adaptors	24	









3.2 Optical specifications

Item	Test Method	Specification	Note
Insertion loss(dB)	IEC61300-3-4-Method B	Mean≤0.1dB · Maximum≤0.3dB	
Return loss(dB)	IEC61300-3-6-Method 1	APC≥60dB · UPC≥50dB	
Random connection	IEC61300-3-4	Mean≤0.15dB · Maximum≤0.3dB	
Splitter		Refer to insert type splitter technical specification	
Repeatability	IEC 61300-2-2 500 cycles	During the test the difference between the initial measurement and each of the measurements after one cycle must be less than 0.20 dB, and should be cleaned otherwise, with a limit of 25 cleanings	


4. Configuration






4.1 Optical splice trays

No	Model	Pic	Capacity	Note
1	T007A		24F(2 layer)	



2	T007B		12F(2 layers)+1 PLC splitters+1 simplex adaptors	
3	T007C		12F(2 layers)+2 PLC splitters	
4	T007D		12F(2 layers)+1 PLC splitters	
5	T007G		12F(2 layers)+2 PLC splitters	
6	T007H		12F(2 layers)+1 PLC splitters	

4.2 Accessory section

No.	Name	Reference picture	Quantity	Remark
1	Heat-shrinkable protection sleeve		1 bag	L=45mm

2	Nylon cable tie		12 pcs	L=120mm
3	Buffer tube for bunchy fiber		1 roll	OD=4.5mm, L=50 cm
4	Installation tape		1 roll	
5	Cable guard coil		6 pcs	
6	Sponge article		1 pc	
7	Installation manual		1pc	English

4.3 Optional Accessories

No.	Name	Model	Reference picture	Quantity	Remark
1	Pole-mounting kit	BZ13		1 set	
2	Wall-mounting kit			1 set	

5. Product Picture



HTTB-S24 product picture

6. Package

Standard

Double corrugated carton, 530*335*575 mm, 10 in carton, about 14.5 Kg.