

# Technical Specification Fiber Optic Splice Closure

## HTSC-138

Customer Approval			
	Name	Signature	Date
Approved by			

# Contents

1. General	2
1.1 Description	2
1.2 Standards Comply	2
1.3 Applications Environment	2
2. Characteristics	3
3. Specifications	3
3.1 Mechanical specifications	3
3.2 Optical specifications	4
4. Configuration	4
4.1 Optical splice trays	4
4.2 Accessory section	5
4.3 Optional Accessories	5
5. Product Picture	6
6. Package	6

## 1. General

### 1.1 Description

The equipment is used as a termination point for the feeder cable to connect with drop cable in FTTx communication network system. The fiber splicing, splitting, distribution can be done in this box, and meanwhile it provides solid protection and management for the FTTx network building.

Production type	Classification
HTSC-138	Fiber optic cable distribution box



Appearance of HTSC-138

### 1.2 Standards Comply

The product is designed, manufactured and tested according to the standards as follows:

ITU-T L.13	Performance requirements for passive optical nodes: Sealed closures for outdoor environments
------------	--

### 1.3 Applications Environment

Item	Value
Operation temperature	-40 °C ~ +65 °C
Installation temperature	-15 °C ~ +40 °C
Storage temperature	-45 °C ~ +75 °C


## 2. Characteristics

- May be used for cut, uncut and taut sheath applications.
- May be used for all fiber optic cable.
- Sheath retention & central strength member fasten system included.
- Ribbed closure construction and lightweight plastic provides strength and resistance to chemical and U.V attack
- Installation and reentry with a minimum of tools
- Re-enterable and reusable
- All hardware are included
- Protection class: IP65
- RoHS compliance

## 3. Specifications

### 3.1 Mechanical specifications

Item	Specifications	Note
Material of housing	High-strength PP+GF	
Material of internal components	High-strength ABS	
Material of metal accessory	High-quality stainless steel	
External dimension(mm)	362*217*107	
Color	Black	
Number of distribution cable ports	4	
Number of drop cable ports	16	
Main Cable Ports	4 cable ports: (2 rubber seal ports, 2 cable gland ports) for 1 cable with max 12mm.	
Fiber cable dimension of drop port(mm)	2*3MM	
Capacity(Max)	16 Splices	
Max quantity splitter	1x4,1x8, 1x16 PLC splitter	
simplex adaptors	16	




## 3.2 Optical specifications


Item	Test Method	Specification	Note
Insertion loss(dB)	IEC61300-3-4-Method B	Mean $\leq$ 0.1dB · Maximum $\leq$ 0.3dB	
Return loss(dB)	IEC61300-3-6-Method 1	APC $\geq$ 60dB · UPC $\geq$ 50dB	
Random connection	IEC61300-3-4	Mean $\leq$ 0.15dB · Maximum $\leq$ 0.3dB	
Splitter		Refer to insert type splitter technical specification	
Repeatability	IEC 61300-2-2 500 cycles	During the test the difference between the initial measurement and each of the measurements after one cycle must be less than 0.20 dB, and should be cleaned otherwise, with a limit of 25 cleanings	






## 4. Configuration

## 4.1 Optical splice trays



No	Model	Pic	Capacity	Note
1	T083A		12F(2 layer)+1 PLC splitters	

## 4.2 Accessory section


No.	Name	Reference picture	Quantity	Remark
1	Heat-shrinkable protection sleeve		1 bag	L=45mm

2	Nylon cable tie		12 pcs	L=120mm
3	Buffer tube for bunchy fiber		n pcs	Each piece: OD=4.5mm, L=50cm QTY: n=trays number
4	Installation tape		1 roll	
5	Cable guard coil		4 pcs	
6	Sealing tape		1 rolls	Black
7	Installation manual		1pc	English

#### 4.3 Optional Accessories

No.	Name	Model	Reference picture	Quantity	Remark
1	Pole-mounting kit	BZ13		1 set	
2	Wall-mounting kit			1 set	

## 5. Product Picture



HTSC-138 product picture

## 6. Package

Standard

Double corrugated carton, 560\*415\*700 mm, 10 in carton, about 18 Kg.