

Technical Specification
Fiber Optic Splice Closure
HTSC-222-M

Customer Approval			
	Name	Signature	Date
Approved by			

Contents

1. General	2
1.1 Description	2
1.2 Standards Comply	2
1.3 Applications Environment	2
2. Characteristics	3
3. Specifications	3
4. Product Picture	4
5. Configuration	4
5.1 Optical splice trays	4
5.2 Standard Accessories	5
5.3 Optional Accessories	6
6. Package	7

1. General

1.1 Description

Fiber optic splice closure is mainly applicable to the straight-through and branching of aerial cables, buried cables and duct cables, as well as the protection on cables joints.

Production type	Classification
HTSC-222-M	Fiber optic splice closure (dome type)



Appearance of HTSC-222-M

1.2 Standards Comply

ITU L.13	Performance requirements for passive optical nodes: Sealed closures for outdoor environments
----------	--

1.3 Applications Environment

Item	Value
Operation temperature	-40 °C ~ +65 °C
Installation temperature	-15 °C ~ +40 °C
Storage temperature	-45 °C ~ +75 °C


2. Characteristics

1. Dome mechanical sealing with advanced internal structure design.
2. High performance plastic, suitable for outdoor use, good weather resistant and UV resistance.
3. Efficiently structure installation design save time when assembling.
4. Easy for re-enter, easy for maintaining.
5. With oval input port, pass through route with branch is compatible.
6. IP rate: IP68
7. Pole-mounted, aerial-mounted, wall-mounted, hand hole-mounted are appropriate.

3. Specifications

Item	Specifications	Note
Material of housing	High-strength PP+GF	
Material of internal components	High-strength ABS	
Material of metal accessory	High-quality stainless steel	
External dimension(mm)	576* ϕ 285	
Color	Black	
Number of ports	1 oval port 6 round ports	
Fiber cable diameter of oval port (mm)	12-30mm(mechanical sealing)	
Fiber cable dimension of round port (mm)	12-30 mm(mechanical sealing)	
Sealing type	Mechanical sealing	
IP grade	IP68	
Splicing capacity(Max) (T030A)	10x72F=720F	Splice tray type and quantity can be optional as customer's request
Splicing capacity(Max) (T030D)	10*54F=540F+30 PLC splitters	Splice tray type and quantity can be optional as customer's request


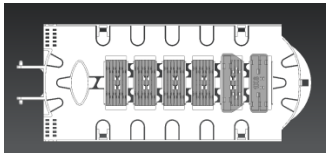
4. Product Picture










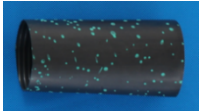


HTSC-222-M product picture

5. Configuration

5.1 Optical splice trays

No	Model	Pic	Capacity	Quantity
				
				

5.2 Standard Accessories

No.	Name	Reference picture	Quantity	Remark
1	Heat-shrinkable protection sleeve		1 bag	L=45mm (T030A)
2	Nylon cable tie		16 pcs	L=120mm
3	Branch clip		1 rolls	Black
4	Installation tape		1 roll	black
5	Buffer tube for bunchy fiber		n pcs	Each piece: OD=4.5mm, L=50cm QTY: n=trays number
6	Sand paper		4 pc	2.5cm*27cm
7	Aluminum foil		4 pc	10cm*25cm
8	Heat shrink tube(Oval port)		1 pc	Φ75x150mm
9	Heat shrink tube(Round port)		6 pc	Φ40x150mm
10	Installation manual		1pc	English

11	Desiccant		2 bag	5g/bag
----	-----------	---	-------	--------

5.3 Optional Accessories

No.	Name	Model	Reference picture	Quantity	Remark
1	Pressure testing valve			1pc	
2	Earthing deriving device			1pc	
3	Aerial-mounting kit	JK05		1 set	
4	Pole-mounting kit	BZ25		1 set	
5	Wall-mounting kit	GB19		1 set	
6	Elliptical hole plug	BC6-001-M2-2 2mm		1 set	Maximum diameter of cable $\varnothing 21 \sim \varnothing 22$ mm
7	Elliptical hole plug	BC6-001-M2-2 0mm		1 set	Maximum diameter of cable $\varnothing 19 \sim \varnothing 20$ mm

8	Elliptical hole plug	BC6-001-M2-9 mm		1 set	Maximum diameter of cable $7 \sim \varnothing 9$ mm
9	Elliptical hole plug	BC6-002-M4-9 mm		1 set	Maximum diameter of cable $\varnothing 5 \sim \varnothing 9$ mm

6. Package

Standard

Double corrugated carton, 650*330*660 mm, 2 in carton, about 17Kg.