

Technical Specification Fiber Optic Splice Closure

HTSC-TL16

Customer Approval			
	Name	Signature	Date
Approved by			

Contents

1. General	2
1.1 Description	2
1.2 Standards Comply	2
1.3 Applications Environment	2
2. Characteristics	3
3. Specifications	3
4. Product Picture	4
5. Configuration	5
5.1 Optical splice trays	5
5.2 Standard Accessories	5
5.3 Optional Accessories	6
6. Package	6

1. General

1.1 Description

Fiber optic splice closure is mainly applicable to the straight-through and branching of aerial cables, buried cables and duct cables, as well as the protection on cable joints.

Production type	Classification
HTSC-TL16	Fiber optic splice closure



Appearance of HTSC-TL16

1.2 Standards Comply

The product is designed, manufactured and tested according to the standards as follows:

ITU-T L.13	Performance requirements for passive optical nodes: Sealed closures for outdoor environments
------------	--

1.3 Applications Environment

Item	Value
Operation temperature	-40 °C ~ +65 °C
Installation temperature	-15 °C ~ +40 °C
Storage temperature	-45 °C ~ +75 °C

2. Characteristics

May be used for cut, uncut and taut sheath applications.

May be used for all fiber optic cable.

Sheath retention & central strength member fasten system included.

Ribbed closure construction and lightweight plastic provides strength and resistance to chemical and U.V attack

Installation and reentry with a minimum of tools

Re-enterable and reusable

All hardware are included


Protection class: IP65

ROHS compliance

3. Specifications

Item	Specifications	Note
Material of housing	High-strength PC+ABS	
Material of internal components	High-strength ABS	
Material of metal accessory	High-quality stainless steel	
External dimension(mm)	445x240x140mm	
Color	Black	
Number of ports	4	
Cable ports/Max.diameter of cable(mm)	4 main cable ports: each port for 1 cable with max 12mm. 16 drop cable ports: for dia 3mm or 3x2 drop cables.	
Sealing type	Mechanical	
Splicing capacity(Max) (T005A)	2*24=48F	Optional as request
simplex adaptors	16	

4.Product Picture









HTSC-TL16 product picture

5. Configuration




5.1 Optical splice trays

No	Model	Pic	Capacity	Note
1	T048A		24F (2 layer)	

5.2 Standard Accessories

No.	Name	Reference picture	Quantity	Remark
1	Heat-shrinkable protection sleeve		1 bag	L=45mm (T048A)
2	Nylon cable tie		16 pcs	L=120mm
3	Installation tape		1 roll	black
4	Buffer tube for bunchy fiber		n pcs	Each piece: OD=4.5mm, L=50cm QTY: n=trays number
5	Sealing tape		1 rolls	
6	Installation manual		1pc	English

5.3 Optional Accessories

No.	Name	Model	Reference picture	Quantity	Remark
1	Aerial-mounting kit	JK02		1 set	
2	Wall-mounting kit			1 set	
3	Pole-mounting kit	BZ10		1 set	

6. Package

Standard Double corrugated carton,55*54*34.5 CM, 4 in carton, about 13Kg.