

# Technical Specification Fiber Optic Splice Closure

## HTSC-340-12SC

<b>Customer Approval</b>			
	<b>Name</b>	<b>Signature</b>	<b>Date</b>
<b>Approved by</b>			

# Contents

1. General	2
1.1 Description	2
1.2 Standards Comply	2
1.3 Applications Environment	2
2. Characteristics	3
3. Specifications	3
4. Product Picture	4
5. Configuration	4
5.1 Optical splice trays	4
5.2 Sealing rubber ring specifications of straight-through cable ports	5
5.3 Sealing rubber ring specifications of branch cable ports	5
5.4 Standard Accessories	6
5.5 Optional Accessories	7
6. Package	8

## 1. General

### 1.1 Description

Fiber optic splice closure is mainly applicable to the straight-through and branching of aerial cables, buried cables and duct cables, as well as the protection on cables joints.

### 1.2 Standards Comply

ITU L.13	Performance requirements for passive optical nodes: Sealed closures for outdoor environments
----------	----------------------------------------------------------------------------------------------

### 1.3 Applications Environment

Item	Value
Operation temperature	-40 °C ~ +65 °C
Installation temperature	-15 °C ~ +40 °C
Storage temperature	-45 °C ~ +75 °C

## 2. Characteristics

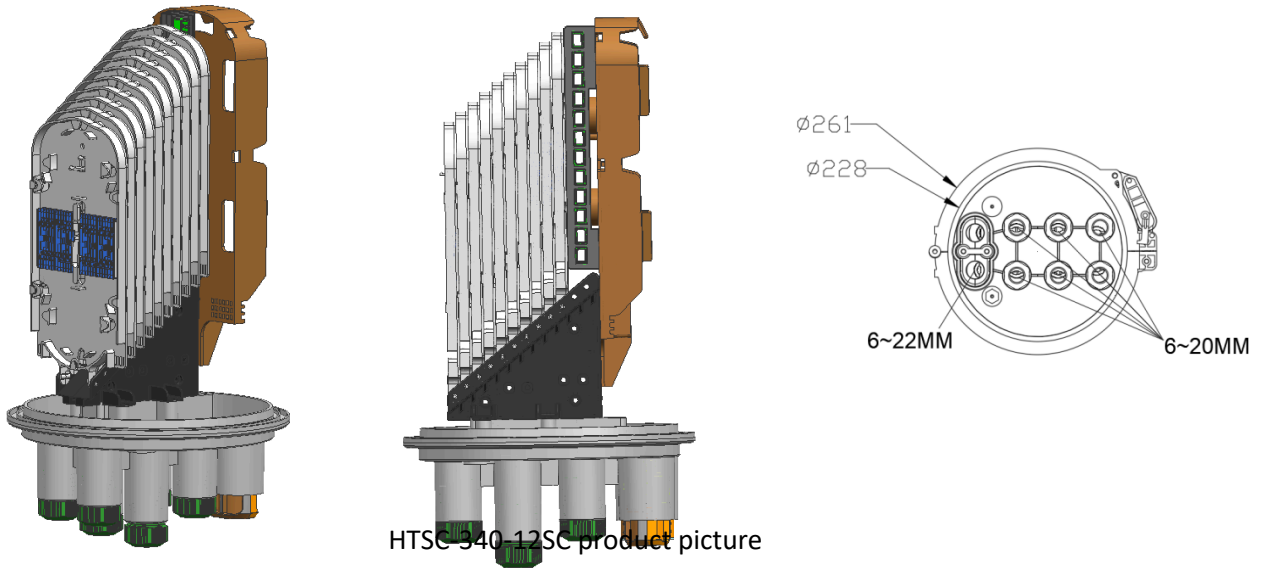
1. Dome mechanical sealing with advanced internal structure design.
2. Efficiently structure installation design save time when assembling.
3. Tool free to re-enter, easy for maintaining.
4. Slide-in-lock design splice tray, to make opening angle about 90°
5. With oval input port, pass through route with branch is compatible.
6. Innovative elastic seal fitting.
7. IP68 protection can be offered.
8. Suitable for bunchy and ribbon fibers.
9. Aerial, underground, wall-mounting, hand hole-mounting pole-mounting and duct-mounting are appropriate.

## 3. Specifications

Item	Specifications	Note
Material of housing	High-strength PP+GF	
Material of internal components	High-strength ABS	
Material of metal accessory	High-quality stainless steel	
External dimension(mm)	Φ293*510	
Color	Black	
Number of ports	1 large port, 6 round ports	
Fiber cable diameter of large port (mm)	Φ6~Φ22mm	
Fiber cable dimension of round port (mm)	Φ6~Φ20mm	



Sealing type	Mechanical	
IP grade	IP68	
Compatibility split ratio splitter	1:2, 1:4, 1:8 · 1:16 · 2:8, 2:16	
Max quantity of splitter	2 for each splice tray	
simplex adaptors	12	
Splicing capacity(Max)	432F+4PLC splitters	Optional as request

**4.Product Picture**








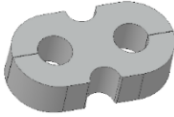
## 5. Configuration

### 5.1 Optical splice trays








No	Model	Pic	Capacity	Note
1	T117A		48F(Single fiber,2 layer)	Can install 8 sheets
2	T117C		24F(Single fiber,2 layer)+ 2PLC splitters	Can install 2 sheets

### 5.2 Sealing rubber ring specifications of straight-through cable ports











No.	Reference picture	Specifications	Remark
1		Φ8~11mm	<b>Note:</b> 1. Choose the appropriate size and quantity of sealing rubber ring according to the requirements, otherwise it will be provided according to the default configuration; 2. If one type is selected, it is pre-installed in the oval hole; if multiple types are selected, the larger size is pre-installed by default, and other types are packaged as accessories.
2		φ11~13.5mm	
3		Φ13.5~16mm	
4		Φ16~18mm <b>(Default, 1PC)</b>	



5		Φ18~20mm	
6		Φ20~22mm	

## 5.3 Sealing rubber ring specifications of branch cable ports




No.	Reference picture	Specifications	Remark
1		φ6-9mm	<b>Note:</b> 1. Choose the appropriate size and quantity of sealing rubber ring according to the requirements, otherwise it will be provided according to the default configuration; 2. All branch hole sealing rubber rings are packaged as accessories by default.
2		Φ9-12mm	
3		Φ12-15mm	
4		φ15-18mm <b>(Default, 6 PCS)</b>	
5		φ18-20mm	
6		16holes, 2*3mm <b>(Default, 1 PCS)</b>	
7		4holes, 5*8mm	

## 5.4 Standard Accessories

No.	Name	Reference picture	Quantity	Note
1	Heat-shrinkable protection sleeve		1 bag	L=45mm(T117A) L=45mm(T117C)
2	Nylon cable tie		16 pcs	L=120mm
3	Sealing tape		1 rolls	Black
4	Installation tape		1 roll	black
5	Buffer tube for bunchy fiber		n pcs	Each piece: OD=4.5mm, L=50cm QTY: n=trays number
6	Special wrench		1set	
7	Special wrench		1set	
8	gasket		6pcs	
9	Fiber optic cable plug		8pcs	
10	Sealing kit for branch cable		6sets	

11	Installation manual		1pc	English
12	Desiccant		2 bag	5g/bag

### 5.5 Optional Accessories

No.	Name	Model	Reference picture	Quantity	Note
1	Pressure testing valve			1pc	
2	Earthing deriving device			1pc	
3	Pole-mounting kit	BZ25		1 set	
4	Aerial-mounting kit	JK05		1 set	
5	Wall-mounting kit	GB19		1 set	

### 6. Package

Standard

Double corrugated carton, 650\*330\*660 mm, 2 in carton, about 12Kg.