

Technical Specification Fiber Optic Splice Closure

HTTC-010A

Customer Approval			
	Name	Signature	Date
Approved by			

Contents

1. General	2
1.1 Description	2
1.2 Standards Comply	2
1.3 Applications Environment	2
2. Characteristics	3
3. Specifications	3
4. Product Picture	4
5. Configuration	4
5.1 Optical splice trays	4
5.2 Optional Rubber Plug for Round Port	5
5.3 Sealing rubber ring specifications of straight-through cable ports	6
5.4 Standard Accessories	7
5.5 Optional Accessories	8
6. Package	9

1. General

1.1 Description

Fiber optic splice closure is mainly applicable to the straight-through and branching of aerial cables, buried cables and duct cables, as well as the protection on cable joints.

Production type	Classification
HTTC-010A	Fiber optic splice closure



Appearance of HTTC-010A

1.2 Standards Comply

ITU L.13	Performance requirements for passive optical nodes: Sealed closures for outdoor environments
----------	--

1.3 Applications Environment

Item	Value
Operation temperature	-40 °C ~ +65 °C
Installation temperature	-15 °C ~ +40 °C
Storage temperature	-45 °C ~ +75 °C

2. Characteristics

Installation and reentry with a minimum of tools

Easy to be opened or closed

Re-enterable and reusable

All hardware are captivated

Capable for loading 1:2, 1:4, 1:8 PLC splitter

Tap Input, Tap Through (Output) and Drops connected are included

Closure can be flash tested

Protection class: IP68

RoHS compliance




3. Specifications

Item	Specifications	Note
Material of housing	High-strength PP+GF	
Material of internal components	High-strength ABS	
Material of metal accessory	High-quality stainless steel	
External dimension(mm)	382mm x 224mm x 139mm	
Color	Black	
Number of ports	4	
Cable ports/Max.diameter of cable(mm)	4 main cable ports: 1 oval port for 1 looped cable max dia. 17.5 mm. 2 round ports for cable max dia. 17.5mm.	
Sealing type	Mechanical	
IP grade	IP68	
Splicing capacity(Max)	6*24=144F	Optional as request



4. Product Picture

HTTC-010A product picture

5. Configuration**5.1 Optical splice trays**



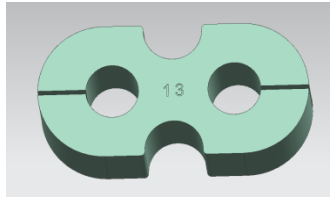

No	Model	Pic	Capacity	Note
1	T061A		24F(2 layer)	
2	T061B		12F(2 layers)+ 2 PLC splitters	
3	T061D		12F(2 layers)+ 1 PLC splitters	

5.2 Optional Rubber Plug for Round Port



No	Model	Pic	Specification	Note
1	DT04-A		9holes, 2*5mm	
2	DT04-B		9holes, Φ 3mm	













3	DT04-C		4holes, $\Phi 5.3\text{mm}$	
4	DT04-D		9holes, $2*5\text{mm}$	
5	DT04-H		Big hole, $\Phi 17.5\text{mm}$ ($\phi 14\sim\phi 17.5$) Small hole, $\Phi 10\text{mm}$ ($\phi 7\sim\phi 11$)	
6	DT04-I		Big hole, $\Phi 17.5\text{mm}$ ($\phi 14\sim\phi 17.5$) Small hole, $\Phi 13\text{mm}$ ($\phi 10\sim\phi 14$)	Default, 4 PCS
7	DT04-J		12holes, $2*3\text{mm}$	
8	DT04-F		6 holes, $\Phi 5\text{mm}$	


5.3 Sealing rubber ring specifications of straight-through cable ports

No	Model	Pic	Specification	Note
1	DT03-A		$\phi 14 \sim \phi 17.5 \text{mm}$	Default, 1 PCS
2	DT03-B		$\phi 8 \sim \phi 11 \text{mm}$	
3	DT03-C		$\phi 11 \sim \phi 14 \text{mm}$	
4	DT03-D		$\phi 6 \sim \phi 8 \text{mm}$	




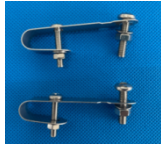

5.4 Standard Accessories

No.	Name	Reference picture	Quantity	Remark
1	Heat-shrinkable protection sleeve		1 bag	L=45mm (T061A) L=45mm (T061B) L=45mm (T061D)
2	Nylon cable tie		16pcs	3*120mm

3	Sealing tape		1 rolls	Black
4	Installation tape		1 roll	black
5	Buffer tube for bunchy fiber		n pcs	Each piece: OD=4.5mm, L=50cm QTY: n=trays number
6	Special wrench		1set	
7	Installation manual		1pc	English
8	Wound pipe		1 roll	L=50cm
9	Protective cover		8 pcs	
10	Special wrench		1set	
11	gasket		2pcs	
12	Fiber optic cable plug		2pcs	Φ13.5
13	Fiber optic cable plug		2pcs	Φ17.5
14	Sealing kit for branch cable		2pcs	

15	Hose clamp		4pcs	
----	------------	---	------	--

5.5 Optional Accessories

No.	Name	Model	Reference picture	Quantity	Remark
1	Earthing deriving device			1pc	
2	Pressure testing valve			1pc	
3	Pole-mounting kit	BZ13		1 set	
4	Aerial-mounting kit	JK02		1 set	
5	Wall-mounting kit			1 set	

6. Package

Standard

Double corrugated carton, 55*53*34 CM, 4 in carton, about 12Kg.