

Technical Specification
Fiber Optic Splice Closure
HTSC-252-BC16

Customer Approval			
	Name	Signature	Date
Approved by			

Contents

1. General	2
1.1 Description	2
1.2 Standards Comply	2
1.3 Applications Environment	2
2. Characteristics	3
3. Specifications	3
4. Product Picture	4
5. Configuration	4
5.1 Optical splice trays	4
5.2 Standard Accessories	5
5.3 Optional Accessories	6
6. Package	7

1. General

1.1 Description

Fiber optic splice closure is mainly applicable to the straight-through and branching of aerial cables, buried cables and duct cables, as well as the protection on cables joints.

Production type	Classification
HTSC-252-BC16	Fiber optic splice closure (dome type)



Appearance of HTSC-252-BC16

1.2 Standards Comply

ITU L.13	Performance requirements for passive optical nodes: Sealed closures for outdoor environments
----------	--

1.3 Applications Environment

Item	Value
Operation temperature	-40 °C ~ +65 °C
Installation temperature	-15 °C ~ +40 °C
Storage temperature	-45 °C ~ +75 °C

2. Characteristics

1. Dome mechanical sealing with advanced internal structure design.
2. High performance plastic, suitable for outdoor use, good weather resistant and UV resistance.
3. Efficiently structure installation design save time when assembling.
4. Easy for re-enter, easy for maintaining.
5. with oval input port, pass through route with branch is compatible.
6. IP rate: IP68
7. Pole-mounted, aerial-mounted, wall-mounted, hand hole-mounted are appropriate.

3. Specifications

Item	Specifications	Note
Material of housing	High-strength PP+GF	
Material of internal components	High-strength ABS	
Material of metal accessory	High-quality stainless steel	
External dimension(mm)	488* ϕ 293	
Color	Black	
Number of ports	1 oval port 16 round ports	
Fiber cable diameter of oval port (mm)	12-30 mm	
Fiber cable dimension of round port (mm)	7-20 mm	
Sealing type	Heat shrink sealing	
IP grade	IP68	
Splicing capacity(Max)	12x32=384F	Splice tray type and quantity can be optional as customer's request


4. Product Picture





HTSC-252-BC16 product picture






5. Configuration



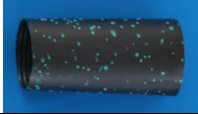








5.1 Optical splice trays

No	Model	Pic	Capacity	Note
1	T095A		12F(2 layer)	






2	T095B		1PLC splitters+6F(2 layer)	
3	T095C		2PLC splitters	

5.2 Standard Accessories

No.	Name	Reference picture	Quantity	Remark
1	Heat-shrinkable protection sleeve		1 bag	L=45mm(T095A) L=45mm(T095B)
2	Nylon cable tie		16 pcs	L=120mm
3	Branch clip		1 rolls	Black
4	Installation tape		1 roll	black
5	Buffer tube for bunchy fiber		n pcs	Each piece: OD=4.5mm, L=50cm QTY: 0.5m for every 4 splicing trays

6	Sand paper		4 pc	2.5cm*27cm
7	Aluminum foil		4 pc	10cm*25cm
8	Heat shrink tube(Oval port)		1 pc	Φ75x150mm
9	Heat shrink tube(Round port)		16 pc	Φ30x150mm
10	Installation manual		1pc	English
11	Desiccant		2 bag	5g/bag
12	Hose hoops		2pcs	
13	Teflon tape		1pc	
14	Elliptical hole cable fastener		1pc	
15	More fiber bag		1pc	big
16	More fiber bag		1pc	small

5.3 Optional Accessories

No.	Name	Model	Reference picture	Quantity	Remark
1	Pressure testing valve			1pc	
2	Earthing deriving device			1pc	
3	Aerial-mounting kit	JK05		1 set	
4	Pole-mounting kit	BZ25		1 set	
5	Wall-mounting kit	GB19		1 set	

6. Package

Standard

Double corrugated carton, 530*320*705mm, 2 in carton, about 12Kg